

Kentucky Wesleyan College **BASKETBALL**

“America’s Premier Division II Program”

Eight NCAA Division II National Championships

Ninth All-Time Winningest Program 1,367 Wins

Five 30-Win Seasons

23 20-Win Seasons

24 Top 25 Final National Ranking

288 Weeks Ranked in Top 25

**17 NCAA
Final Four
Appearances**

**19 NCAA
Regional
Championships**

**87 NCAA
Tournament
Wins**



**19 NCAA
Elite Eight
Appearances**

**31 NCAA
Tournament
Appearances**

**112 NCAA
Tournament
Games**

13 Great Lakes Valley Conference Championships

Four GLVC Tournament Championships

Three National Players of the Year

17 First-team All-Americans

Six National Coaches of the Year

George Tinsley and Antonio Garcia Named to the NCAA Division II 50th Anniversary Elite Eight Team



George Tinsley

Kentucky Wesleyan basketball legends George Tinsley and Antonio Garcia were named to the NCAA 50th Anniversary Division II Men's Basketball Elite Eight 10-member team along with two coaches in March 2006

Tinsley, a 6-6 forward from Louisville, led the Panthers to four straight Elite Eight tournaments where they won three NCAA titles in 1966, 1968 and 1969, and finished third in 1967. He was twice chosen to the all-tournament team in 1968 and 1969, and received the Most Outstanding Player award in 1969. Tinsley averaged 15.9 points and 7.5 rebounds while shooting 47.1 percent from the field and 77.8 percent from the free throw line in 11 Elite Eight contests.

Garcia, a 6-8 center from Panama City, Panama, became one of only three players in Elite Eight history to be named Most Outstanding Player twice when he accomplished the feat in 1998 and 1999. He helped KWC to a national runner-up finish in 1998 and the national championship in 1999 with a record setting 31-2 mark. Garcia averaged 15.7 points, 16.5 rebounds, 3.3 assists and 1.8 steals, and shot 61.7 percent from the field in six Elite Eight games.

Joining Tinsley and Garcia on the team were Jerry Sloan, Evansville; Walt Frazier, Southern Illinois; Phil Jackson, North Dakota; Earl "The Pearl" Monroe, Winston-Salem; John Ebeling, Florida Southern; Ed Smallwood, Evansville; Kebu Stewart, Cal State-Bakersfield; and Marvin Webster, Morgan State.

Basketball Hall of Fame coaching inductees Arad McCutchan of Evansville, who won five NCAA titles (1959, 60, 64, 65, 71), and Clarence "Big House" Gaines of Winston-Salem State, the 1967 NCAA Champion and Division II winningest coach with 828 victories, were also selected..

The NCAA Division II Men's Basketball Championship began in 1957 and the 2008 championship will be played on March 25-28 in Springfield, Mass., where basketball was born.



Antonio Garcia

All-Time NCAA Tournament Records

(All Divisions - I, II, III)

NCAA Championships

1. UCLA11
2. **Kentucky Wesleyan** ..8
2. Kentucky7
4. Evansville5
4. Indiana5
4. North Park5

Elite Eight Appearances

1. Kentucky30
2. North Carolina23
3. UCLA21
4. **Kentucky Wesleyan** ..19
4. Kansas19

Final Four Appearances

1. **Kentucky Wesleyan** ..17
1. North Carolina17
1. UCLA17
4. Duke14
5. Kentucky13

Tournament Wins

1. Kentucky98
2. North Carolina96
3. UCLA93
4. **Kentucky Wesleyan** ..87
5. Duke86

Regional Championships

1. **Kentucky Wesleyan** ..19
2. North Carolina17
2. UCLA17
4. Duke14
5. Kentucky13

Division II Championship Tournament Records 1957-2008

National Championships

1. **Kentucky Wesleyan** ..8
2. Evansville #5
3. Cal State Bakersfield3
3. Virginia Union3
4. North Alabama2

Tournament Wins

1. **Kentucky Wesleyan** ..87
2. Virginia Union45
2. Cal State Bakersfield ..41
3. Evansville #40
4. South Dakota State35

Final Four Appearances

1. **Kentucky Wesleyan** ..19
2. Cal State Bakersfield8
3. Virginia Union7
4. Evansville #6
5. Florida Southern6

Tournament Games

1. **Kentucky Wesleyan** 112
2. Virginia Union70
3. Philadelphia Univ.64
3. Cal State Bakersfield ..64
4. Assumption.....59
4. South Dakota State59

Regional Championships

1. **Kentucky Wesleyan** ..19
2. Southeast Missouri #.10
3. Cal State Bakersfield9
4. Cheyney8
4. Evansville #8
4. North Dakota.....8

Tournament Appearances

1. **Kentucky Wesleyan** ..31
2. Philadelphia Univ.29
3. Virginia Union26
4. Assumption.....25
5. South Dakota State23

Elite Eight Appearances

1. **Kentucky Wesleyan** ..20
2. Southeast Missouri #.10
3. Cal State Bakersfield9
4. Cheyney8
4. Evansville #8
4. North Dakota.....8

#Current Div. I member

1966 NCAA Champions



1966 NCAA Division II National Champions - Don Bradley, George Tinsley, Sam Smith, Roger Cordell, Dallas Thornton, Jesse Flynn, Danny Barker, Tom Hobgood, John Chapman, Joel Bolden, Ernie Simpson, Steve Deskins, Dick O'Neill, Jim Arington, Tom Vittitow (Manager), Dick Kirtley (Manager), Dick Romer (Manager), Bob Daniels (Assistant Coach), and Guy Strong (Head Coach).

Won 24, Lost 6
NCAA Championship Game
March 11

Southern Illinois - 51						
	FG	FT	RB	A	PF	TP
Johnson	3-8	0-0	7	0	4	6
Smith	11-19	3-4	9	1	1	25
O'Neal	1-5	2-5	8	0	1	4
Lee	4-16	0-0	3	0	2	8
McNeil	3-11	2-2	4	0	3	8
Stovall	0-5	0-0	4	0	0	0
			Team	8		
Totals	22-64	7-11	43	1	11	51

Kentucky Wesleyan - 54						
	FG	FT	RB	A	PF	TP
Tinsley	4-8	3-3	9	0	2	11
Bradley	3-9	3-3	5	1	4	9
Smith	10-18	1-1	8	0	0	21
Thornton	3-10	3-4	4	0	4	9
Cordell	2-4	0-0	1	1	0	4
			Team	4		
Totals	22-49	10-11	31	2	10	54

Halftime: SIU 28-24 Attn: 10,319

1968 NCAA Champions



1968 NCAA Division II National Champions - Dallas Thornton, George Tinsley, Dick O'Neill, Tom Hobgood, Gene Smith, Steve Deskins, Joel Bolden, Jim Smith, David Erwin, Ernie Simpson, Danny Barker, Rodney Kirtley, John Duncan, David Matthews (Manager), Walt McCutchan (Manager), Bob Jones (Assistant Coach), and Bob Daniels (Head Coach).

Won 28, Lost 3
NCAA Championship Game
March 15

Indiana State - 52						
	FG	FT	RB	A	PF	TP
Hardman	6-11	4-6	9	1	4	16
Mason	2-4	1-2	5	0	5	5
Newsom	2-9	0-0	9	7	5	4
Humes	2-4	3-3	0	2	4	7
Cooper	4-9	1-2	3	3	3	9
Phillips	2-8	0-0	4	1	3	4
Hollenbeck	2-4	0-2	2	0	0	4
Weirich	1-2	1-3	2	1	0	3
			Team	6		
Totals	21-51	10-18	40	15	24	52

Kentucky Wesleyan - 63						
	FG	FT	RB	A	PF	TP
Thornton	5-10	7-10	9	2	3	17
Bolden	1-5	0-0	1	1	0	2
O'Neil	2-6	5-6	13	0	5	9
Hobgood	2-8	4-6	2	0	0	8
Tinsley	7-13	7-8	2	1	3	21
Deskins	0-2	0-0	0	0	1	0
Barker	3-3	0-1	3	2	1	6
			Team	3		
Totals	20-47	23-31	33	6	14	63

Halftime: ISU 30-23 Attn: 13,062

1969 NCAA Champions



1969 NCAA Division II National Champions - George Tinsley, John Duncan, Dick O'Neill, Gene Smith, Tom Hobgood, Steve Deskins, Joel Bolden, Jim Smith, David Erwin, Rodney Kirtley, Bill Rosser, Walt McCutchan (Manager), Mike Tichenor (Manager), Bob Jones (Assistant Coach), and Bob Daniels (Head Coach).

Won 25, Lost 5

NCAA Championship Game
March 14

Southwest Missouri - 71							
	FG	FT	RB	A	PF	TP	
Williams	3-16	5-6	2	2	3	11	
Perry	9-20	7-8	18	5	2	25	
Bancroft	9-17	2-3	5	0	2	20	
Gee	2-12	0-1	1	7	4	4	
Jenkins	4-8	1-2	11	3	3	9	
Wilson	1-2	0-0	0	0	2	2	
		Team	5				
Totals	28-75	15-20	42	17	16	71	

Kentucky Wesleyan - 75							
	FG	FT	RB	A	PF	TP	
Tinsley	7-17	9-10	6	2	1	23	
Duncan	4-7	4-6	7	1	3	12	
O'Neil	2-3	0-0	10	3	5	4	
Hobgood	9-16	2-3	7	5	3	20	
Smith	4-6	0-0	3	2	4	8	
Deskins	2-2	2-2	1	0	0	6	
Bolden	1-1	0-1	0	0	0	2	
		Team	4				
Totals	29-52	17-22	38	13	16	75	

Halftime: KWC 49-28 **Attn:** 12,132

1973 NCAA Champions



1973 NCAA Division II National Champions - Mike Williams, James Greene, Roger Zornes, Steve Walker, Jyronna Ralston, Mark Palmer, Mike Sergent, Larry Dugan, Mike Wood, Mike West, Grant Lamar, David Allenson, Gary Cavitt (Manager), Roy Pickerill (Manager), Shafe Boles (Assistant Coach), and Bob Jones (Head Coach).

Won 24, Lost 6

NCAA Championship Game (OT)
March 16

Tennessee State - 76							
	FG	FT	RB	A	PF	TP	
Counts	2-4	4-4	6	1	2	8	
Williams	4-16	0-0	7	5	2	8	
Robinson	8-20	4-5	12	1	4	20	
James	2-4	0-0	1	7	3	4	
Johnson	11-18	0-0	4	3	2	22	
Brown	2-3	0-0	1	8	0	4	
		Team	2				
Totals	34-73	8-9	39	27	18	76	

Kentucky Wesleyan - 78							
	FG	FT	RB	A	PF	TP	
Walker	2-9	4-4	7	2	1	8	
Zomes	5-9	2-2	9	5	2	12	
Greene	5-7	2-2	11	0	2	12	
Williams	12-25	3-4	6	4	3	27	
Ralston	8-17	1-2	1	4	3	17	
Sergent	0-0	2-2	1	0	1	2	
		Team	4				
Totals	32-67	14-16	36	15	12	78	

Halftime: 32-32 **Regulation:** 64-64
Attn: 6,768

1987 NCAA Champions



1987 NCAA Division II National Champions - Sam Smith, John Worth, Andra Whitlow, James Johnson, J.B. Brown, Myron Christian, Kim Clay, Bobby Newton, Reggie Odom, Brad Fichter, Greg Baughn, Brad Loucks, Phil Cunningham, Mike Hanley (Trainer), Roy Pickerill (Manager), Ray Harper (Assistant Coach), Wayne Boultinghouse (Associate Head Coach) and Wayne Chapman (Head Coach).

Won 28, Lost 5

NCAA Championship Game
March 21

Gannon - 74

	FG	3FG	FT	RB	A	PF	TP
Smith	3-8	0-1	0-0	6	0	3	6
Runski	4-6	2-2	2-2	5	1	1	12
Matthews	4-6	0-0	0-1	6	1	5	8
Jamison	2-10	0-3	2-3	5	4	4	6
MacDougall	4-10	2-6	2-2	3	3	5	12
Shannonhouse	2-5	0-1	0-0	1	1	3	4
Kadman	1-3	0-1	0-0	1	0	1	2
Chase	0-2	0-0	3-4	1	1	3	3
Rocco	0-1	0-1	0-0	0	0	0	0
Morris	1-4	2-2	2-2	3	0	2	4
Bowens	8-15	0-0	1-3	8	0	2	17
			Team	6			
Totals	29-70	4-15	12-17	43	11	29	74

Kentucky Wesleyan - 92

	FG	3FG	FT	RB	A	PF	TP
Worth	5-8	4-5	7-9	2	3	4	21
Whitlow	5-11	0-1	6-6	5	4	3	16
Brown	2-8	0-0	0-0	7	2	1	4
Smith	11-18	0-0	6-7	9	2	3	28
Johnson	1-5	1-3	0-0	1	1	4	3
Christian	4-5	0-0	7-8	6	2	1	15
Clay	1-2	0-1	0-1	0	0	3	2
Baughn	0-0	0-0	0-1	1	1	0	0
Loucks	1-1	1-1	0-1	1	0	0	3
Odom	0-0	0-0	0-0	0	0	1	0
Newton	0-0	0-0	0-0	0	0	1	0
			Team	6			
Totals	30-58	6-11	26-33	38	15	21	92

Halftime: KWC 51-27

Attn: 6,894

1990 NCAA Champions



1990 NCAA Division II National Champions - Corey Crowder, Tim Griffin, Junebug Rakes, Vincent Mitchell, Bobby Newton, LeRoy Ellis, Reggie Odom, Ty Stauffer, Kenneth Martin, Steve Divine, Ty Stauffer, Greg Baughn, Herb Arnarson, Jon Moore, Jon Boultinghouse (Manager), Roy Pickerill (Manager), Mike Estes (Trainer), Ray Harper (Assistant Coach) and Wayne Chapman (Head Coach).

Won 31, Lost 2

NCAA Championship Game
March 26

Cal State Bakersfield-79

	Min	FG	3FG	FT	R	A	PF	TP
Burris	19	0-5	0-1	0-2	2	0	0	0
Redeemer	23	3-6	0-0	1-1	7	0	5	7
Redstone	32	3-7	0-0	8-10	7	1	2	14
Green	40	10-18	5-8	6-6	5	3	3	31
Adams	24	2-4	0-0	2-4	3	1	4	6
Austin	27	3-3	1-1	0-0	4	1	2	7
Eckles	23	4-8	2-2	2-2	1	1	3	12
Connolly	2	0-2	0-2	0-0	1	0	0	0
Greer	10	1-2	0-0	0-0	0	0	1	2
				Team	4			
Totals	200	26-55	8-14	19-25	34	10	20	79

Kentucky Wesleyan-93

	Min	FG	3FG	FT	R	A	PF	TP
Crowder	32	7-13	3-6	8-10	9	3	2	25
Griffin	26	4-7	3-5	3-4	2	2	2	14
Newton	12	0-2	0-0	0-0	0	0	1	0
Rakes	32	3-11	1-5	0-0	3	5	3	7
Mitchell	25	3-8	1-4	3-4	3	2	2	10
Baughn	14	0-1	0-0	0-0	1	5	1	0
Martin	12	1-1	0-0	0-0	1	0	3	2
Amarson	1	1-1	1-1	0-0	0	0	0	3
Divine	8	3-4	0-0	0-0	1	1	1	6
Odom	22	1-1	0-0	8-8	3	0	3	10
Ellis	16	6-8	2-2	2-4	5	0	1	16
				Team	4			
Totals	200	29-57	11-23	24-30	32	18	19	93

Halftime: KWC 40-35

Attn: 3,904

1999 NCAA Champions



1999 NCAA Division II National Champions - Antonio Garcia, Dana Williams, Patrick Critchelow, Adam Mattingly, Chris Haskin, Jeff Krohman, Will McDonald, Gino Bartolone, Leroy John, Anwar Perry, Jason Indestad, Rush Witt, Travis Powell, Jarred Humphrey (Manager), Josh Bishop (Manager), Leanne Stockton (Trainer), Jody Bailey (Assistant Coach), Michael Leeder (Assistant Coach), Ray Harper (Head Coach)

Won 35, Lost 2

**NCAA Championship Game
March 20**


Kentucky Wesleyan - 75												
	FG	3FG	FT	RB	PF	TP	A	TO	BS	S		Min
Williams, f	6-13	0-0	3-4	7	2	15	1	1	1	3		26
Mattingly, f	1-4	0-1	1-2	1	2	3	4	2	1	0		19
Garcia, c	8-13	0-0	6-8	19	2	22	6	5	0	1		38
Haskin, g	2-8	1-3	0-0	4	2	5	2	0	0	0		19
Critchelow, g	2-4	1-3	5-6	2	1	10	2	0	0	2		20
Perry	0-0	0-0	1-2	0	0	1	0	0	0	0		1
Bartolone	2-4	1-3	0-0	0	1	5	2	0	0	2		20
Witt	0-0	0-0	0-0	0	0	0	0	0	0	0		1
McDonald	3-4	3-4	1-2	2	1	10	3	3	0	0		20
Krohman	0-0	0-0	0-0	0	0	0	0	0	0	0		1
Powell	0-0	0-0	0-0	0	0	0	0	0	0	0		1
John	2-6	0-0	0-0	3	1	4	0	1	2	0		15
Indestad	0-0	0-0	0-0	0	0	0	0	0	0	0		1
Team												
Totals	26-56	6-14	17-24	39	12	75	21	17	4	8		200

Metropolitan State - 60												
	FG	3FG	FT	RB	PF	TP	A	TO	BS	S		Min
Fulcher, f	1-6	0-0	3-4	5	3	5	0	1	1	0		12
Alcock, f	2-3	0-0	0-0	6	5	4	1	2	0	0		24
Barlow, c	9-23	0-1	1-2	5	4	19	4	3	0	1		37
Ah Matt, g	0-2	0-1	0-0	2	0	0	0	2	0	0		15
Anzures, g	4-15	0-4	0-0	3	1	8	2	2	0	2		35
Oakley	3-8	0-0	0-0	9	3	6	2	1	3	3		30
Lugowski	0-3	0-2	0-0	3	0	0	0	2	0	1		9
Bynum	6-10	1-1	2-3	5	3	15	2	4	0	1		30
Adler	1-5	1-3	0-0	0	0	3	0	1	0	0		7
Hollins	0-0	0-0	0-0	0	0	0	0	0	0	0		1
Team												
Totals	26-75	2-12	6-9	43	19	60	11	18	4	8		200

Halftime: KWC 36-22

Attn: 4,013

2001 NCAA Champions



2001 NCAA Division II National Champions - Lorico Duncan, Gino Bartolone, Anwar Perry, Chris Thomas, Jason Indestad, Shaun Logsdon, Chris Landry, Marshall Sanders, Ronald Evans, Thad Key, Travis Powell, Tanner Turley, Nathan Fortener, Ryan West, Chuck Weigel (Manager), Kevin Brown (Assistant Coach), Tommy Wade (Associate Head Coach), Ray Harper (Head Coach)

Won 31, Lost 3

**NCAA Championship Game
March 24**

Washburn - 63												
	FG	3FG	FT	R	PF	TP	A	TO	BS	S		Min
Williams, f	8-17	1-4	2-4	5	5	19	3	1	0	1		32
Carter, f	3-13	1-6	0-0	6	3	7	1	1	0	0		22
Auguste, c	5-15	0-0	4-4	8	5	14	0	1	2	1		23
Kruger, g	3-5	1-2	0-0	4	2	7	0	3	0	2		39
Ross, g	0-0	0-0	0-0	0	3	0	3	1	0	1		25
Tomlins	1-3	1-3	0-0	0	1	3	1	1	0	1		10
Tinsley	0-1	0-1	0-0	0	1	0	0	0	0	0		1
Douglas	0-0	0-0	0-0	1	0	0	0	0	0	0		1
Hundley	0-0	0-0	0-0	0	0	0	0	0	0	0		1
Walker	0-1	0-1	0-0	1	0	0	2	1	0	0		10
Miller	1-9	1-4	0-0	1	0	3	0	1	0	1		14
Ware	1-1	1-1	0-0	0	0	3	0	0	0	0		1
Murphy	3-11	0-1	1-2	10	3	7	2	3	2	2		21
Team												
Totals	25-76	6-23	7-10	47	23	63	12	13	4	9		200

Kentucky Wesleyan - 72												
	FG	3FG	FT	R	PF	TP	A	TO	BS	S		Min
Landry, f	4-8	0-2	0-1	9	2	8	1	2	0	0		28
Sanders, f	3-8	0-0	7-8	7	2	13	0	3	3	1		31
Thomas, c	2-3	0-0	1-3	2	2	5	2	3	3	2		28
Perry, g	1-4	0-1	4-4	2	2	6	4	0	0	3		21
Duncan, g	4-13	1-5	4-6	11	3	13	4	3	1	1		30
Bartolone	5-10	5-8	0-0	1	2	15	0	2	0	2		28
Turley	0-0	0-0	0-0	0	0	0	0	0	0	0		1
West	0-0	0-0	0-2	0	0	0	0	0	0	0		1
Key	1-4	0-0	3-4	2	1	5	1	2	0	0		9
Logsdon	0-0	0-0	0-0	0	0	0	0	0	0	0		1
Evans	3-7	0-2	1-2	3	1	7	1	0	0	1		20
Powell	0-0	0-0	0-0	1	0	0	0	0	0	0		1
Fortener	0-0	0-0	0-0	0	0	0	0	0	0	0		1
Team												
Totals	23-57	6-18	20-30	46	15	72	13	15	7	10		200

Halftime: KWC 48-32

Attn: 3,025

NCAA Final Four



1957 National Finalist

1st row: (l-r): Mason Cope, Tom Cox, George Marcum, Rogers Taylor, Logan Gipe. 2nd row: Lowell Clark (manager), Allen Wilson, Norbert Puro, Harry Tibbs, Bill Bibb, W. T. Bennett, Gary Beiser, Gene Minton, Head Coach Robert "Bullett" Wilson.


1960 National Third Place

1st row: Gary Auten, Charles Seitz, Danny Grundhoefer, Rob Horrell, Warren Stephens, Allen Wilson, Kelly Coleman. 2nd row: Winfred Thompson, Bennie Horrell, Bill Rankin, Martin Holland, Bill Jackson, Lyle Dunbar, Woody Neel, Don Gish.



1967 National Third Place

1st row: Bill Anderson (manager), Dick Romer (manager), David Matthews (manager). 2nd row: Steve Deskins, Danny Barker, Joel Bolden, Dick O'Neill, Tom Hobgood, Ernie Simpson, Van Stinnett. 3rd row: Assistant Coach Bob Daniels, Dallas Thornton, George Tinsley, Sam Smith, Jesse Flynn, Rodney Kirtley, Head Coach Guy Strong.



1971 National Fourth Place

1st row: Larry Morris, John Duncan, Jim Smith, Gene Smith. 2nd row: Mike Gibbons (manager), Assistant Coach Bob Jones, Head Coach Bob Daniels, Mike Tichenor (manager). 3rd row: David Neal, Larry Bransford, Mike Williams, James Greene, Roger Zornes, Sam Garrett, Phil Clark, Danny Erwin.



NCAA Final Four

1982 National Third Place

1st row: Scott Washing, Darryl Hunter, Tommy Richardson, Tim Edgerson, Brian Jones, Rod Drake, Doug Jones, Kirk Duncan (manager). 2nd row: Roy Pickerill (manager), Associate Head Coach Wayne Chapman, Steve Winkler, Dwight Higgs, Stan Webb, Jim Johnson, Henk Pieterse, Mike Cason, Ray Zuberer, Brett Ayer, Head Coach Mike Pollio, Assistant Coach Tommy Conrad.



1984 National Semifinalist

1st row: Roy Pickerill (manager), Kirk Duncan (manager), Paul Downing (trainer). 2nd row: Andra Whitlow, Rod Drake, Dwight Higgs, Stan Webb, Ray Harper. 3rd row: Head Coach Mike Pollio, Scott Washing, Brad Loucks, unknown, Steve Sergeant. 4th row: Brad Fichter, Dave Bennett, Henk Pieterse, Jim Griffin, Stanley Jackson, Associate Head Coach Wayne Chapman, Assistant Coach Gene Minton.




1985 National Semifinalist

1st row: Ray Harper, Scott Washing. 2nd row: Myron Christian, Associate Head Coach Wayne Chapman, Head Coach Mike Pollio, Assistant Coach Dallas Thornton, Assistant Coach Gene Minton, Brad Loucks. 3rd row: Jim Griffin, Brad Fichter, Andra Whitlow, John Worth, James Johnson. 4th row: Dave Bennett, Stanley Jackson, Ben Coffman, J. B. Brown, Rick Staley, Sam Smith.



1998 National Finalist

1st row: Head Coach Ray Harper, Assistant Coach Scott Monarch, Anwar Perry, Lorenzo Conner, Patrick Critchelow, Gino Bartolone, Will McDonald, Jeff Krohman, Jarred Humphrey (manager), Leanne Stockton (trainer). 2nd row: Jamie Thomas, Dana Williams, Danny McCampbell, Jason Indestad, Antonio Garcia, Ben Ressel, Adam Mattingly, Ryan Greenwell, Rush Witt.



NCAA Final Four



2000 National Finalist

1st row (l-r): Head Coach Ray Harper, Lorico Duncan, Tanner Turley, Bobby Zuerner, Gino Bartolone, Travis Powell, Eugene Burse, Assistant Coach Kevin Brown, Associate Head Coach Tommy Wade. 2nd row: Trainer Trey Morgan (trainer), Jarred Humphrey (manager), Bruce Johnson, Leroy John, Albert Richardson, Chris Thomas, Martin Palmer, Derek McGhee, Jody Tanner (manager).

NCAA Division II National Championship ALL-TIME RESULTS

Year	Champion	Score	Runner-Up	Third Place	Fourth Place
1957	Wheaton	89-65	Kentucky Wesleyan	Mount St. Mary's	Cal State Los Angeles
1958	South Dakota	75-53	Saint Michael's	Evansville	Wheaton
1959	Evansville	83-67	Southwest Missouri	North Carolina A&T	Cal State Los Angeles
1960	Evansville	90-69	Chapman	Kentucky Wesleyan	Cornell College
1961	Wittenberg	42-38	Southeast Missouri	South Dakota State	Mount St. Mary's
1962	Mt. St. Mary's	58-57	Sacramento State	Southern Illinois	Nebraska Wesleyan
1963	South Dakota State	44-42	Wittenberg	Oglethorpe	Southern Illinois
1964	Evansville	72-59	Akron	North Carolina A&T	Northern Iowa
1965	Evansville	85-82	Southern Illinois	North Dakota	Saint Michael's
1966	Kentucky Wesleyan	54-51	Southern Illinois	Akron	North Dakota
1967	Winston Salem	77-74	Southwest Missouri	Kentucky Wesleyan	Illinois State
1968	Kentucky Wesleyan	63-52	Indiana State	Trinity (Texas)	Ashland
1969	Kentucky Wesleyan	75-71	Southwest Missouri	American International*	Ashland
1970	Philadelphia University	76-75	Tennessee State	California Riverside	Buffalo State
1971	Evansville	97-82	Old Dominion	Louisiana Lafayette*	Kentucky Wesleyan
1972	Roanoke	84-72	Akron	Tennessee State	Eastern Michigan
1973	Kentucky Wesleyan	78-76	Tennessee State	Assumption	Brockport State
1974	Morgan State	67-52	Southwest Missouri	Assumption	New Orleans
1975	Old Dominion	76-74	New Orleans	Assumption	Tenn. Chattanooga
1976	Puget Sound	83-74	Tennessee Chattanooga	Eastern Illinois	Old Dominion
1977	Tennessee Chattanooga	71-62	Randolph Macon	North Alabama	Sacred Heart
1978	Cheyney State	47-40	Wisconsin Green Bay	Eastern Illinois	Central Florida
1979	North Alabama	64-50	Wisconsin Green Bay	Cheyney State	Bridgeport
1980	Virginia Union	84-70	New York Tech	Florida Southern	North Alabama
1981	Florida Southern	73-68	Mount St. Mary's	Cal Poly San Luis Obispo	Wisconsin Green Bay
1982	District of Columbia	73-63	Florida Southern	Kentucky Wesleyan	Cal State Bakersfield
1983	Wright State	92-73	District of Columbia	Cal State Bakersfield#	Morningside#
1984	Central Missouri	81-77	St. Augustine	Kentucky Wesleyan#	North Alabama#
1985	Jacksonville State	74-73	South Dakota State	Kentucky Wesleyan#	Mount St. Mary's#
1986	Sacred Heart	93-87	Southeast Missouri	Cheyney#	Florida Southern#
1987	Kentucky Wesleyan	92-74	Gannon	Delta State#	Eastern Montana#
1988	Lowell	75-72	Alaska Anchorage	Florida Southern	Troy State
1989	North Carolina Central	73-46	Southeast Missouri	California Riverside	Jacksonville State
1990	Kentucky Wesleyan	93-79	Cal State Bakersfield	North Dakota	Morehouse
1991	North Alabama	100-75	Bridgeport	Cal State Bakersfield#	Virginia Union#
1992	Virginia Union	85-72	Bridgeport	California (Pa.)#	Cal State Bakersfield#
1993	Cal State Bakersfield	92-86	Troy State	South Dakota State#	Wayne State#
1994	Cal State Bakersfield	71-63	Southern Indiana	New Hampshire College#	Washburn#
1995	Southern Indiana	70-63	California Riverside	Indiana (Pa.)#	Norfolk State#
1996	Fort Hays	57-56	Northern Kentucky	California (Pa.)#	Virginia Union#
1997	Cal State Bakersfield	83-77	Kentucky Wesleyan	Lynn#	Salem International#
1998	Cal Davis	75-60	Metropolitan State	Saint Rose#	Virginia Union#
1999	Kentucky Wesleyan	97-79	Kentucky Wesleyan	Florida Southern#	Truman State#
2000	Metropolitan State	72-63	Washburn	Missouri Southern#	Seattle Pacific#
2001	Kentucky Wesleyan	80-72	Kentucky Wesleyan*	Tampa#	Western Washington#
2002	Metropolitan State	75-64	Kentucky Wesleyan*	Indiana (Pa.)#	Shaw (NC)#
2003	Northeastern State (Okla.)	84-59	Southern Indiana	Bowie State#	Queens (NC)#
2004	Kennesaw State	63-58	Bryant	Humboldt State#	Metropolitan State#
2005	Virginia Union	73-61	Virginia Union	Lynn#	Tarleton State#
2006	Winona State	77-75	Winona State	Seattle Pacific#	Stonehill#
2007	Barton	87-76	Augusta State	Cal State-San Bernardino#	Central Missouri#
2008	Winona State			Alaska-Anchorage#	Bentley#

#Tied for Third Place

*Vacated by NCAA

